

El Sistema USA

A NATIONAL ALLIANCE OF EL SISTEMA INSPIRED PROGRAMS

FY2014 Census Report

From the Chair, Census and Membership Committee, El Sistema USA: A National Alliance of El Sistema Inspired Programs

Dear El Sistema USA friends,

On behalf of the Census and Membership Committee, I would like to commend program leaders who submitting important information. You contributed to the growth and strength of the field by making this survey a priority. We are pleased to present our discoveries about El Sistema inspired work in the United States in this FY2014 report.

The FY2013 report ignited countless insights, generated new questions, catalyzed fascinating discussion, and introduced new perspectives on the quantifiable aspects of El Sistema-inspired work in the United States. This FY2014 report is the second survey, and includes information never before collected.

El Sistema in the United States will represent itself best to the general public when it understands itself. A national branding campaign, for example, will heighten awareness of the social and economic impact El Sistema inspired work and be a step towards sustainability and growth. This report and the individual contributions to it prepare the field for such initiatives.

My fellow committee, members of the El Sistema USA Board of Directors, and I have collaborated to develop new strategies and build useful tools to organize and summarize data faster than ever before. I'm proud to lead this project, am fascinated by all that we have learned thus far, and am confident this report will be helpful to you.

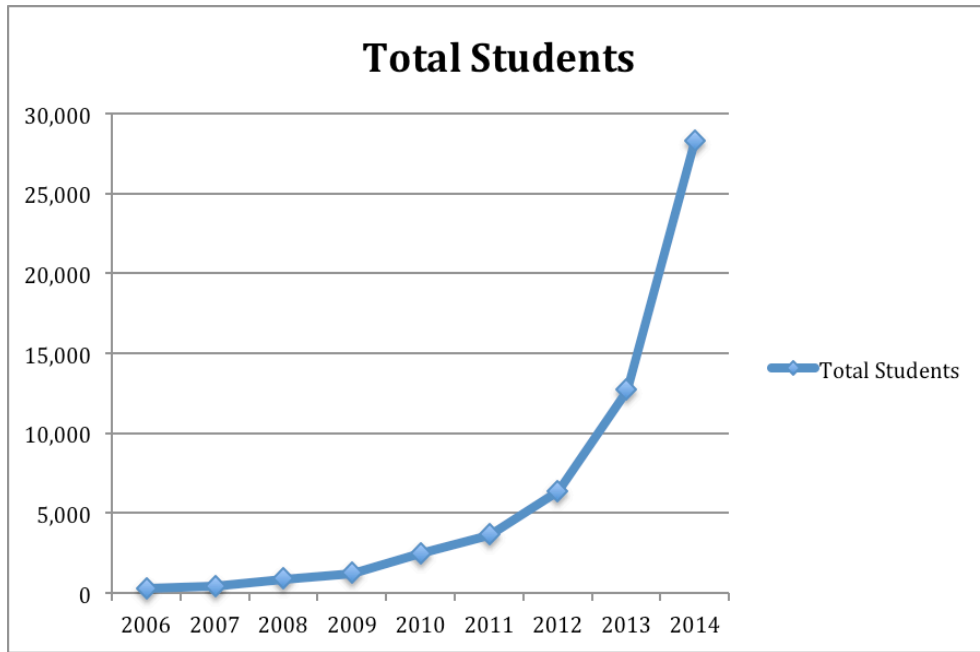
-Joe Hamm

Participation Summary

- 117 total El Sistema-inspired programs identified in the United States.
- 60 programs submitted surveys for FY2014.
- 63 programs submitted surveys for FY2013.
- 81 programs have submitted at least one survey.
- 39 programs submitted data for FY2013 and FY2014.
- 21 programs submitted data for the first time in FY2014.
- 24 programs submitted data for FY2013 but did not in FY2014.

Participating Programs

Accent on Access Violin Program, Alameda Music Project, Angelica Center for Arts and Music - ACAM, Austin Soundwaves, Bravo Waterbury!, BRAVO Youth Orchestras, Bridges: Harmony through Music, CalArts Community Arts Partnership (CAP), CKYO North Limestone MusicWorks, COG-ME (Community, Opportunity, and Generosity through Music Education), ComMUSICation, COR Music Project, Crescendo Detroit, Dayton Philharmonic Q the Music, El Sistema Colorado, El Sistema Santa Cruz, El Sistema Somerville, El Sistema@Rainey, First Notes, Harmony Project, Harmony South Dakota, Harmony Stockton, Incredible Children's Art Network, Josiah Quincy Orchestra Program, Kalamazoo Kids in Tune, Kalikolehua - El Sistema Hawai'i, Kids' Orchestra, Kidznotes, Make Music NOLA, Margarita Muñiz Academy, Miami Music Project, Inc., Music Makers Program, Music Team San Francisco, Música 100x35, MUSICA!, musiConnects, MYCincinnati, New West Symphony Harmony Project, Orchestrating Diversity: El Sistema St. Louis, Play On, Philly!, Revolution of Hope, San Jose Jazz Progressions, Seattle Music Partners, Simply Strings, Sistema Oceanside, Sistema Ravinia, Sister Cities Girlchoir, Soundscapes, The Children's Orchestra & Performing Arts Project COPA, The Harmony

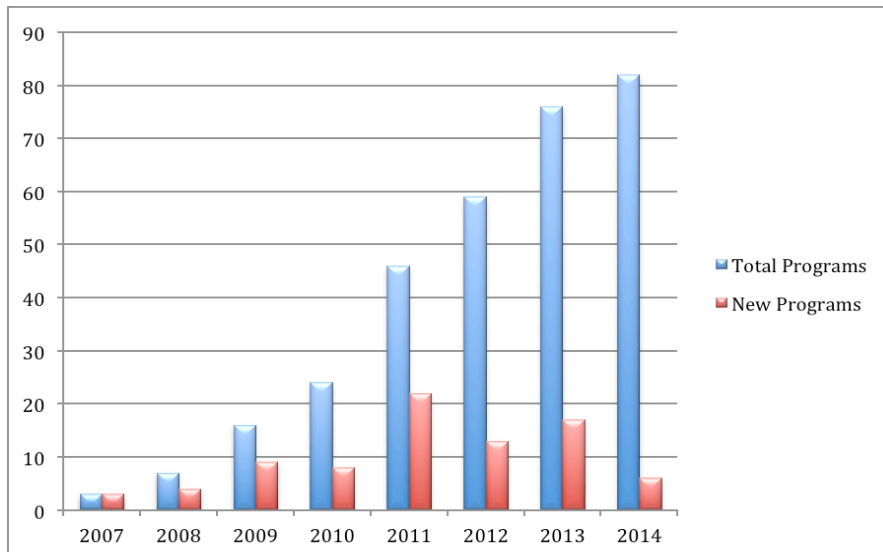


Total Students by Year									
Fiscal Year	2006	2007	2008	2009	2010	2011	2012	2013	2014
Total Students	306	423	808	1,242	2,511	3,659	6,388	12,727	28,332*

*El Sistema USA estimates the total number of students in the United States programs as of June 16, 2015, to be 28,332. This estimate is based on a combination of the most recently reported student total record from 81 programs that have submitted a census survey, added to an estimated number, based on average students per site, for remaining known programs that have never submitted.

Total Programs by Year

Over the past two years of data collection, we have collected program launch dates and organization foundation dates. We are mostly interested in program launch dates because they provide insights about the growth of El Sistema-inspired programs in the United States. Reliable statistics have been collected from 83 programs and we are continuing to research the remaining programs that have yet to submit this data.



Year	2007	2008	2009	2010	2011	2012	2013	2014
New Programs	3	4	9	8	22	13	17	6
Total Programs	3	7	16	24	46	59	76	82

FY2014 Program Statistics

	Mode	Median	Average	Total	Low	High
Average student hours per week	10	6	7	N/A	1.5	15
Students	60	99	209.4	18,810	8	1,940
Hours of program time per week	10	10	13.4	6,488.5	3	40
Total weeks	40	35	33.8	1,959	5	52
Total sites	1	1	2.6	149	1	20
Total Teaching Artists	3	8	13.5	794	1	150
Administrative Staff (FTE)	1	1	3.4	198.5	.5	31

Budget Statistics

	Mode	Median	Average	Total	Low	High
Operating budget	N/A	\$104,000	\$222,115	\$12,882,676.15	\$1,058	\$2,715,079
Cost per child	\$1,500	\$1,400	\$1,571	N/A	\$12	\$7,118

Funding Source Statistics

	Mode	Median	Average	Total	Low	High
Corporate	N/A	\$1,100	\$17,827	\$1,026,161	\$500	\$200,000
Foundation	N/A	\$35,000	\$106,393	\$6,096,384	\$1,000	\$981,130
Individual	\$5,000	\$13,850	\$61,449	\$3,503,596	\$1,000	\$755,807
Other revenue	\$0	\$0	\$17,501	\$997,319	\$250	\$288,679
Performance compensation	\$0	\$0	\$1,975	\$110,602	\$100	\$60,000
Public	\$0	\$0	\$16,171	\$961,745	\$2,000	\$160,000
Fundraising Total				\$12,695,807		

The following categories for the FY2014 survey were included for the first time:

- Average student hours per week
- Hours per week
- Performance compensation
- Total sites
- Total weeks

In-kind Items and Services

Respondents to the survey listed multiple in-kind items and services, which contribute to the functionality of programs; this section covers the most common services listed. The majority of respondents listed Instructional Facilities as an in-kind item, with 52 programs benefiting. Food/Snacks provided by organizations outside of the program was reported by 39 programs. Printing services were reported at 30 programs. Support Staff and Administrative Facilities services round out the top 5 services with 29 programs in the former and 26 in the latter. Other services contributing to programs included: Transportation (25); Marketing (22); Instructional Staff (19); Financial Services (15); Instruments* (10); Legal (2); Access to Symphony Halls (1); Events and Fundraising (1); Graphic Design (1); Instructional Materials (1); Paper Supplies (1); and Website

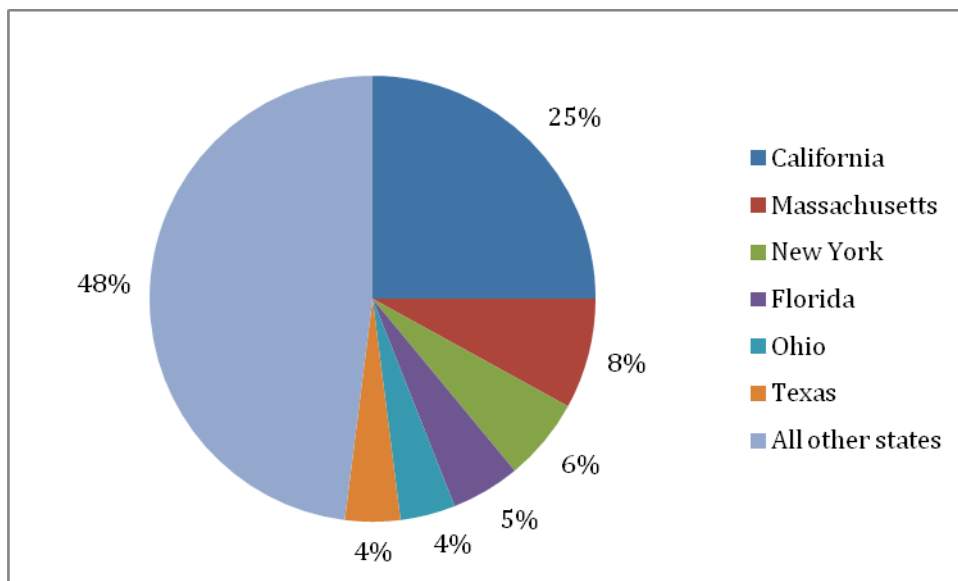
In-kind Item/Service	No. of Programs	% of Programs
Instructional Facilities	47	78
Food / Snacks	40	68
Music	30	51
Administrative Facilities	29	49
Support Staff	29	49
Printing	27	46
Transportation	25	42
Marketing	21	36
Instructional Staff	19	32
Research / Evaluation	14	24
Financial Services	11	18
Instruments*	5	8
Classroom Supplies	1	2
Grant Writing	1	2
Housing	1	2
Insurance	1	2
Legal Fees	1	2
Office Supplies	1	2
Uniforms	1	2
Venue	1	2

*Instruments category includes musical instruments, music stands, and string instrument repair.

Total Programs by State

El Sistema-Inspired Programs are represented in 34 states, as well as in the District of Columbia and the United States territory of Puerto Rico. The state of California houses the most programs, with 32 of survey respondents operating programs in the Golden State. Massachusetts and New York follow next, with ten and eight programs respectively. Seven programs are operated in the state of Florida. Both Ohio and Texas house five programs, rounding out the top six states with El Sistema Inspired Programs. Other states which house programs are: Illinois (4); Michigan (4); Pennsylvania (4); Washington (4); Alabama (3); Louisiana (3); New Jersey (3); North Carolina (3); Colorado (2); Connecticut (2); Georgia (2); Kentucky (2); Minnesota (2); Montana (2); Missouri (2); Oregon (2); Puerto Rico (2); Virginia (2); Arkansas (1); District of Columbia (1); Hawaii (1); Indiana (1); New Mexico (1); New York (1); Nevada (1); Oklahoma (1); Rhode Island (1); South Carolina (1); South Dakota (1); Tennessee (1); Utah (1); Wisconsin (1)

State	No. of Programs	% of Total
California	32	25
Massachusetts	10	8
New York	8	6
Florida	7	5
Ohio	5	4
Texas	5	4
All other states	61	48



Classes Offered

Class	No. of Programs	% of Programs
Orchestra	57	97
String orchestra	44	75
High Strings Sectional	43	73
Low Strings Sectional	41	69
Choir	37	63
Woodwind Sectional	30	51
Brass Sectional	29	49
Ensemble	28	47
Percussion Sectional	23	39
Recorder	21	36
Academic Tutoring	18	31
Bucket Band	13	22
Art	9	15
Percussion	4	7
Private lessons	3	5
General Musicianship	2	3
Guitar	2	3
Hip-Hop / Pop music	2	3
Mariachi	2	3
Music Theory / Technology	2	3
Piano	2	3
Creative movement	1	2
Electronic Music	1	2
Improvisation	1	2
Music literacy	1	2
Rhythm	1	2



Joe Hamm, Chair
Program and Media
Manager, Soundscapes



Jason Smith,
Member
PhD Student, Sociology
Research Assistant, Center
for Social Science
Research at George
Mason University



Stanford Thompson,
Member
CEO, Play On Philly;
President, National
Alliance of El Sistema
Inspired Programs



Mark Churchill,
Member
Dean Emeritus of New
England Conservatory's
Department of
Preparatory and
Continuing Education



Albert
Oppenheimer,
Member
Director of The People's
Music School, Youth
Orchestras - El Sistema
Chicago



Center for Social Science Research

COLLEGE OF HUMANITIES AND SOCIAL SCIENCES

Please direct additional questions to Census@EISistemaUSA.org